


# CHP | 24V 26W

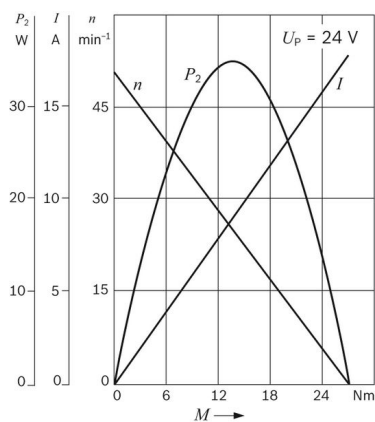


## Technical data

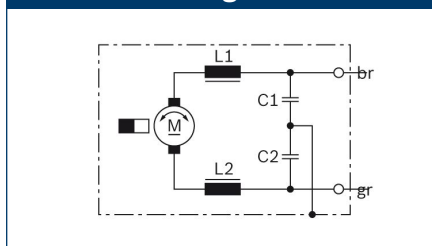
Part number	<b>F 006 B20 098</b>
Nominal voltage	$U_N$ 24 V
Nominal power	$P_N$ 22 W
Nominal current	$I_N$ 4 A
Maximum current	$I_{max}$ 17 A
Nominal torque	$M_N$ 5 Nm
Breakaway torque	$M_A$ 27 Nm
Reduction	$i$ 55 : 1
Direction of rotation	L/R
Type of duty	S 1
Degree of protection	IP 23
Weight	approx. 1,00 kg
Similar part number	0390257690

Clockwise (+) to green, (-) to brown  
 Anti-clockwise (+) to brown, (-) to green

## Characteristic curve



## Connection diagram



## Dimensional drawing

