

LAMB ELECTRIC

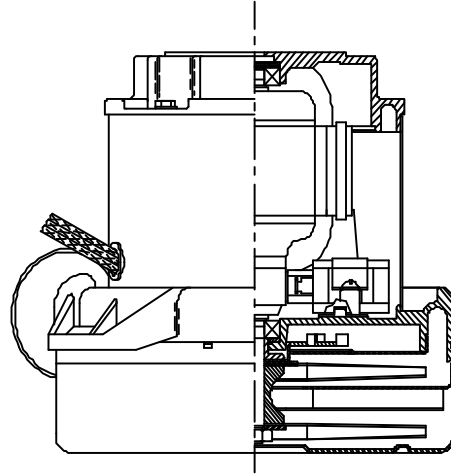
Model: 115684

DESCRIPTION

- Two stage
- Single speed
- 7.2"/183mm diameter
- 240 volts
- Double ball bearings
- Tangential bypass discharge
- Aluminum fan end bracket
- Aluminum commutator bracket

DESIGN APPLICATION

- Equipment operating in environments which require separation of working air from motor ventilating air
- Designed to handle clean, dry, filtered air only



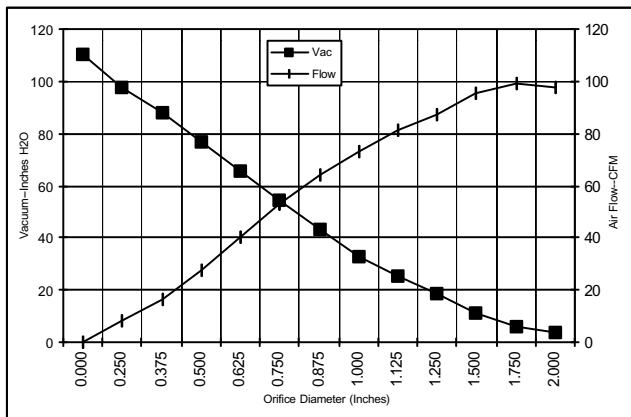
SPECIAL FEATURES

- Suitable for 240 volt operation, 50/60 Hz
- Provision for grounding
- Epoxy painted fan case
- UL recognized, category PRGY2 (E47185)
- The Lamb Electric vacuum motor line offers a wide range of performance levels to meet design needs

TYPICAL MOTOR PERFORMANCE.*

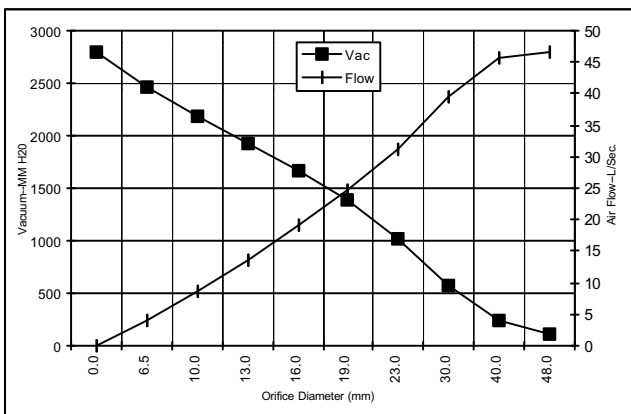
(At 240 volts, 60Hz, test data is corrected to standard conditions of 29.92 Hg, 68° F.)

ASTM DATA



Orifice (Inches)	Amps	Watts (In)	RPM	Vac (In.H2O)	Flow (CFM)	Air Watts
2.000	5.9	1282	15417	3.5	97.8	40
1.750	5.9	1280	15377	6.1	99.2	72
1.500	5.9	1279	15351	10.9	95.4	122
1.250	5.9	1278	15358	18.9	87.4	195
1.125	5.9	1272	15419	25.0	81.2	238
1.000	5.8	1259	15550	32.9	73.3	283
0.875	5.7	1241	15719	42.9	63.9	323
0.750	5.5	1209	16005	54.7	52.7	338
0.625	5.3	1146	16526	65.8	40.0	309
0.500	4.9	1071	17221	77.1	27.6	250
0.375	4.5	984	18087	87.9	16.6	171
0.250	4.1	903	18983	97.7	8.1	93
0.000	3.7	835	19980	110.0	0.0	0

METRIC DATA



Orifice (mm)	Amps	Watts (In)	RPM	Vac (mm H2O)	Flow (L/Sec)	Air Watts
48.0	5.9	1281	15399	118	46.5	54
40.0	5.9	1279	15359	240	45.6	107
30.0	5.9	1275	15392	565	39.6	219
23.0	5.8	1246	15677	1026	31.3	313
19.0	5.5	1208	16015	1395	24.8	337
16.0	5.3	1149	16505	1660	19.1	310
13.0	4.9	1079	17152	1930	13.6	256
10.0	4.5	997	17957	2192	8.6	183
6.5	4.1	907	18938	2469	4.0	97
0.0	3.7	835	19980	2794	0.0	0

Note: Metric performance data is calculated from the ASTM data above.

* Data represents performance of a typical motor sampled from a large production quantity. Individual motor data may vary due to normal manufacturing variati

Test Specs:	240 volts	Minimum Sealed Vacuum:	85.0"	ORIFICE:	7/8"	Minimum Vacuum:	39.0"	Maximum Watts:	1250
-------------	-----------	------------------------	-------	----------	------	-----------------	-------	----------------	------